

# DuPont Qualicon BAX<sup>®</sup> System

PCR ASSAY FOR *YEAST AND MOLD*

## PRODUCT DESCRIPTION

In food quality testing, the emphasis is not on pathogenicity but rather on spoilage. Both yeast and mold cause various degrees of deterioration and decomposition of foods. Products containing yeast and mold cells do not usually cause human illness, but high levels of these organisms can cause products to look, smell or taste bad. This not only diminishes the appeal of the product and brand, but can also result in substantial economic losses to producer, processor and consumer. Current screening procedures are culture-based, which require a laborious plating method and at least five days to results.



### BAX<sup>®</sup> System PCR Assay Yeast and Mold

#### Part #D12522091

1 PCR Assay

96 tests per kit

PCR tubes with tablets, optical caps,  
protease, lysis buffer

Store at 2-8°C

Stable to expiration date on label

1 Supplement Kit

96 tubes of Disrupter Solution  
2 tubes of DNA Stabilizer

Store at 2-8°C

Stable to expiration date on label

#### Part # D12685005

1 PCR Assay + 3 Supplement Kits

### Benefits

- Speed – Results in two days for enriched samples; same day results for direct testing
- Accuracy – Automated DNA-based analysis instead of subjective plate counts
- Exceptional sensitivity – Reliably detects as low as 10 cfu/g in enriched samples
- Ease of use – Tableted reagents reduce operator error
- Closed-cap system avoids amplicon contamination in the lab
- LIMS-compatible electronic data for easy storage, sharing and retrieval

### Features

- Results in 3.5 hours processing
- Can be customized to your lab's action level for different food products

### Designed for efficient workflow and reliable results

- Use the pooled sample protocol for low action levels (10-50 cfu/g)
- Use the non-pooled sample protocol for a wide range of action levels (25-1000 cfu/g)
- MPN alternative protocol may be used when plate count confirmation delays are unacceptable for product release decisions
- Direct testing protocol without enrichment may be used for action levels >500 cfu/g

### Certifications

- AOAC Research Institute Performance Tested Method<sup>SM</sup> #010902



This test kit's performance was reviewed by AOAC Research Institute and was found to perform to the manufacturer's specifications.



The miracles of science™

**Sample preparation**



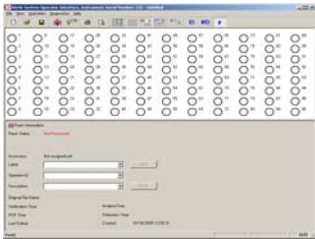
Transfer homogenized samples to disruptor tubes and incubate 44 hours according to protocol used.

Step-by-step directions are detailed in the *BAX® System User Guide*, included with purchase.

Enrich samples.

**BAX® system protocol**


**8:00** Create rack file and warm up cyclor.



**8:05** Mix protease with lysis buffer and transfer 200 µL of lysis reagent to cluster tubes.




**8:10** Transfer 20-µL samples to cluster tubes.



**8:20** Heat cluster tubes for 20 minutes at 37°C, then 10 minutes at 95°C.



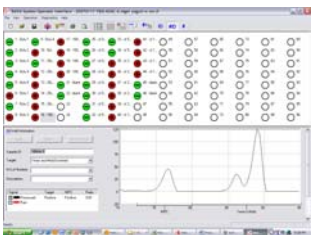
**8:50** Cool cluster tubes for 5 minutes in cooling block, then transfer 50 uL to PCR tubes in cooling block.



**9:00** Place sealed PCR tubes in cyclor and run program.



**12:30** Review results.



DuPont Qualicon  
 ESL Bldg 400, PO Box 80400  
 Wilmington, DE 19880-0400 USA  
 Tel: 800-863-6842 or 302-695-5300  
 Fax: 302-695-5301  
 Europe: 00 800 3876 6838  
 Singapore Tel: +65 6586 3635  
[www.qualicon.com](http://www.qualicon.com)

